



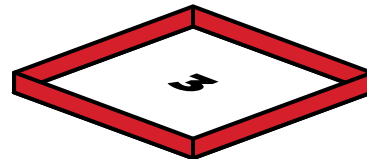
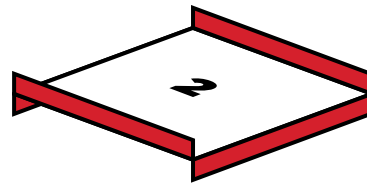
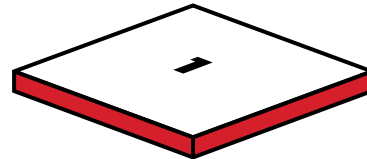
# LAYERED PAPER ART



1



2



3



## Instructions:

- 1 Color and cut out each layer.
- 2 Fold each tab and stack the layers into each other.
- 3 Tape up the tabs and display your work!

# LAYER 1



1

Fold this tab down.

Fold this tab down.

Fold this tab down.



Fold this tab down.

# LAYER 2



2

Fold this tab up.



Cut out this gray area.



Fold this tab down.

Fold this tab down.

Fold this tab up.



# LAYER 3


3

Fold this tab up.

Fold this tab up.

Fold this tab up.




Fold this tab up.



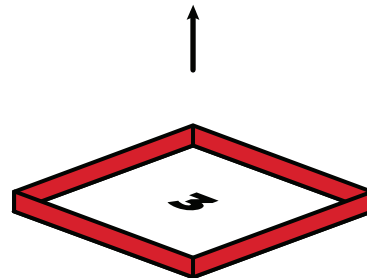
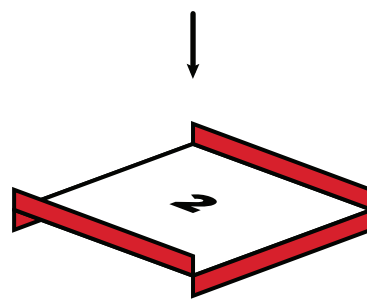
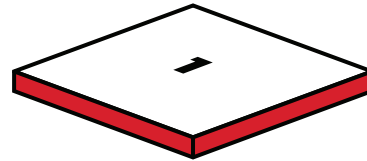
# LAYERED PAPER ART



1



2



3



## Instructions:

- 1 Color and cut out each layer.
- 2 Fold each tab and stack the layers into each other.
- 3 Tape up the tabs and display your work!

# LAYER 1



1

Fold this tab down.

Fold this tab down.

Fold this tab down.



Cut out this grey area.

Fold this tab down.

# LAYER 2



2

Fold this tab up.



Cut out this grey area.



Fold this tab down.

Fold this tab down.

Fold this tab up.

# LAYER 3



3

Fold this tab up.

Fold this tab up.

Fold this tab up.

Fold this tab up.

