

# Let's Get Cooking







Disney ILY Forever

# Recipe Cards

Write down your favorite recipes on these blank recipe cards.



**Recipe:** \_\_\_\_\_ 

**Ingredients**

\_\_\_\_\_

\_\_\_\_\_

\_\_\_\_\_

\_\_\_\_\_

\_\_\_\_\_

\_\_\_\_\_

\_\_\_\_\_

\_\_\_\_\_

\_\_\_\_\_

\_\_\_\_\_

**from the kitchen of:** \_\_\_\_\_

\_\_\_\_\_

\_\_\_\_\_

**Directions:**

\_\_\_\_\_

\_\_\_\_\_

\_\_\_\_\_

\_\_\_\_\_

\_\_\_\_\_

\_\_\_\_\_





\_\_\_\_\_


\_\_\_\_\_

\_\_\_\_\_

\_\_\_\_\_

\_\_\_\_\_



**Recipe:** \_\_\_\_\_ 

**Ingredients**

\_\_\_\_\_

\_\_\_\_\_

\_\_\_\_\_

\_\_\_\_\_

\_\_\_\_\_

\_\_\_\_\_

\_\_\_\_\_

\_\_\_\_\_

\_\_\_\_\_

\_\_\_\_\_

**from the kitchen of:** \_\_\_\_\_

\_\_\_\_\_

\_\_\_\_\_

**Directions:**

\_\_\_\_\_

\_\_\_\_\_

\_\_\_\_\_

\_\_\_\_\_

\_\_\_\_\_





\_\_\_\_\_

\_\_\_\_\_

\_\_\_\_\_

\_\_\_\_\_


\_\_\_\_\_





Disney ILY Forever

# ReinDeer Cakes



# ReinDeer Cakes

## Ingredients



4 pancakes



2 blueberries





1 raspberry



2 bacon





maple syrup





Disney ILY Forever  
**Olaf's Smores**





Disney ILY Forever

# Tiana's Frog Cupcakes



## Ingredients

- 1 package white cake mix
- 1 can prepared vanilla frosting
- 6 drops green food coloring
- 12 large marshmallows
- 48 semisweet chocolate chips



## Directions:

1. Bake cupcakes according to the directions on the cake package. Allow them to cool completely.
2. Scoop  $\frac{3}{4}$  of the vanilla frosting into a small bowl and mix with green food coloring. Frost the cupcakes.
3. Cut the marshmallows in half to make 2 circles. Use a little bit of white icing to glue a chocolate chip into the center of each eye for pupil.
4. Place the marshmallow eyes onto the frosted cupcakes.

