



Let's Get Cooking





Disney ILY Forever

ReinDeer Cakes



ReinDeer Cakes

Ingredients



4 pancakes



2 blueberries




1 raspberry



2 bacon




maple syrup





Disney ILY Forever


Olaf's Smores





Disney ILY Forever

Tiana's Frog Cupcakes





Frog Cupcake

Ingredients

- 1 package white cake mix
- 1 can prepared vanilla frosting
- 6 drops green food coloring
- 12 large marshmallows
- 48 semisweet chocolate chips

Directions:

1. Bake cupcakes according to the directions on the cake package. Allow them to cool completely.
2. Scoop 3/4 of the vanilla frosting into a small bowl and mix with green food coloring. Frost the cupcakes.
3. Cut the marshmallows in half to make 2 circles. Use a little bit of white icing to glue a chocolate chip into the center of each eye for pupil.
4. Place the marshmallow eyes onto the frosted cupcakes.



© Disney






Disney ILY Forever


Recipe Cards

Write down your favorite recipes on these blank recipe cards.

Recipe : _____





Ingredients




from the kitchen of: _____


Directions:








Recipe : _____



Ingredients



from the kitchen of: _____

Directions:

