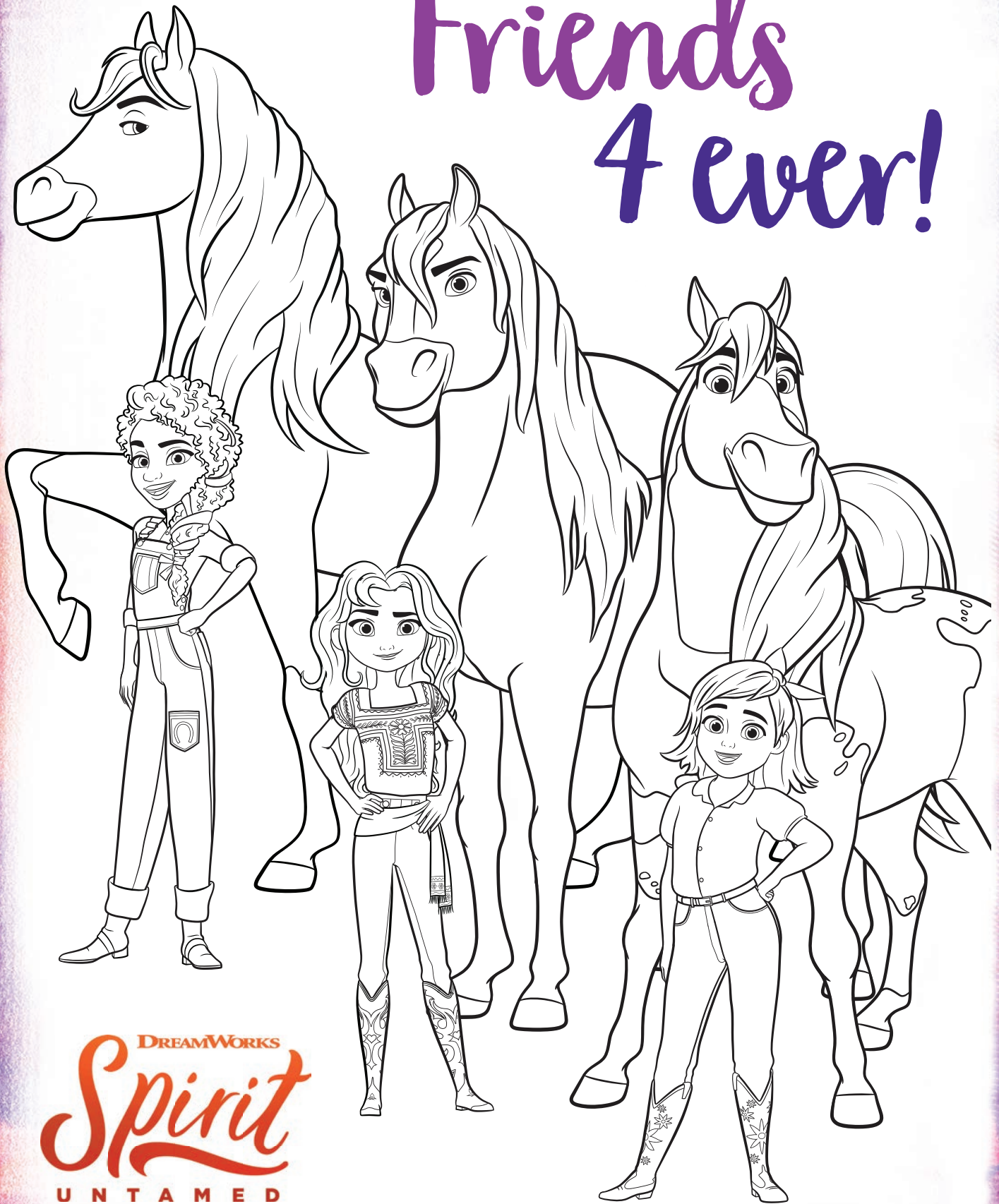




Friends 4 ever!



DREAMWORKS
Spirit
UNTAMED

DreamWorks Spirit Untamed © DreamWorks Animation LLC. All Rights Reserved.

HOW TO MAKE YOUR OWN

Friendship Frame

1

Begin by painting all edges of your wooden **picture frame** with a base coat of **white paint** using a **paint brush**. Dilute the paint with a little water to get a whitewashed farmhouse effect.

2

After the white paint is completely dry, add decorative elements with **peach paint**. Create flourishes, flowers or any shapes you like. Allow your designs to dry completely.

3

Use your **puff paint** to write your name and/or your friend's name. Let your creativity run wild and free by drawing other shapes and symbols around the frame. Lay frame flat to dry for 3 hours.

4

After all paint is dry, reinsert the plastic protector (if yours came with one), add your **favorite picture**, and proudly display it on your desk, dresser, or shelf!

Items you will need:

- Picture frame (unfinished wood)
- Paint (white, peach)
- Puff paint (turquoise)
- Paint brush
- Photo of you, your family, friends or pets



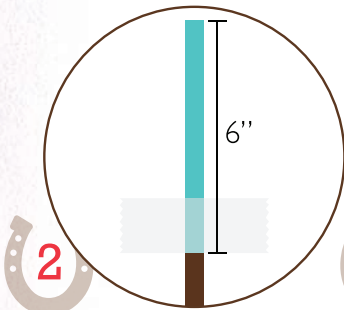
HOW TO MAKE YOUR OWN

Friendship Bracelets

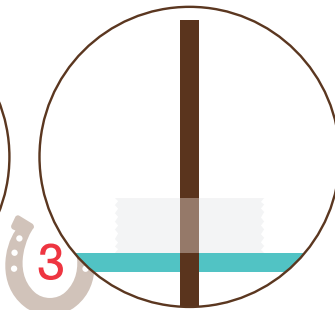


One bracelet is for you. The other is for your best friend!


Gather all of your items and separate them into two sets. For each bracelet, you will have one long cord, one short cord, and one horseshoe charm.



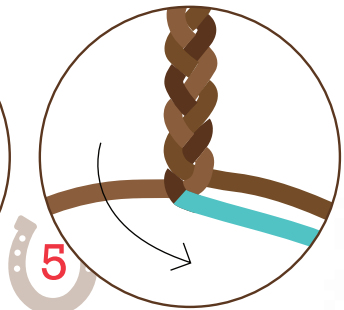
Mark 6 inch point of long cord and tape to work surface.



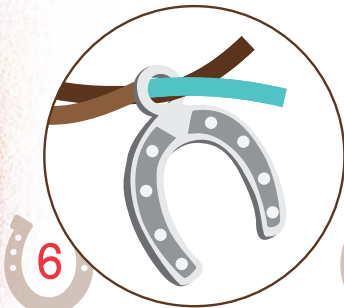
Place center of short cord behind mark of long cord.




Begin braiding with right strand over middle strand, then left over middle.




Continue, keeping your braid tight until you have about 6 inches of braid.



Thread cord ends through charm loop. Position charm at middle of braid.



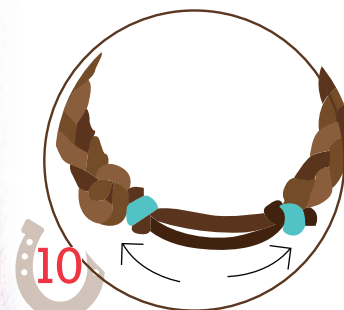
Tie a square knot at the end of your braid.



Complete square knot and firmly tighten.



Bring ends together to make a fisherman's knot at both ends of braid.



Trim all excess cords at base of knots. Slide the knots toward or away from one another to fit your wrist.

Items you will need for 2 bracelets:

- ∞ Two 24-inch, 1mm leather cords
- ∞ Two 20-inch, 1mm leather cords
- ∞ Two horseshoe charms
- ∞ Scissors
- ∞ Tape

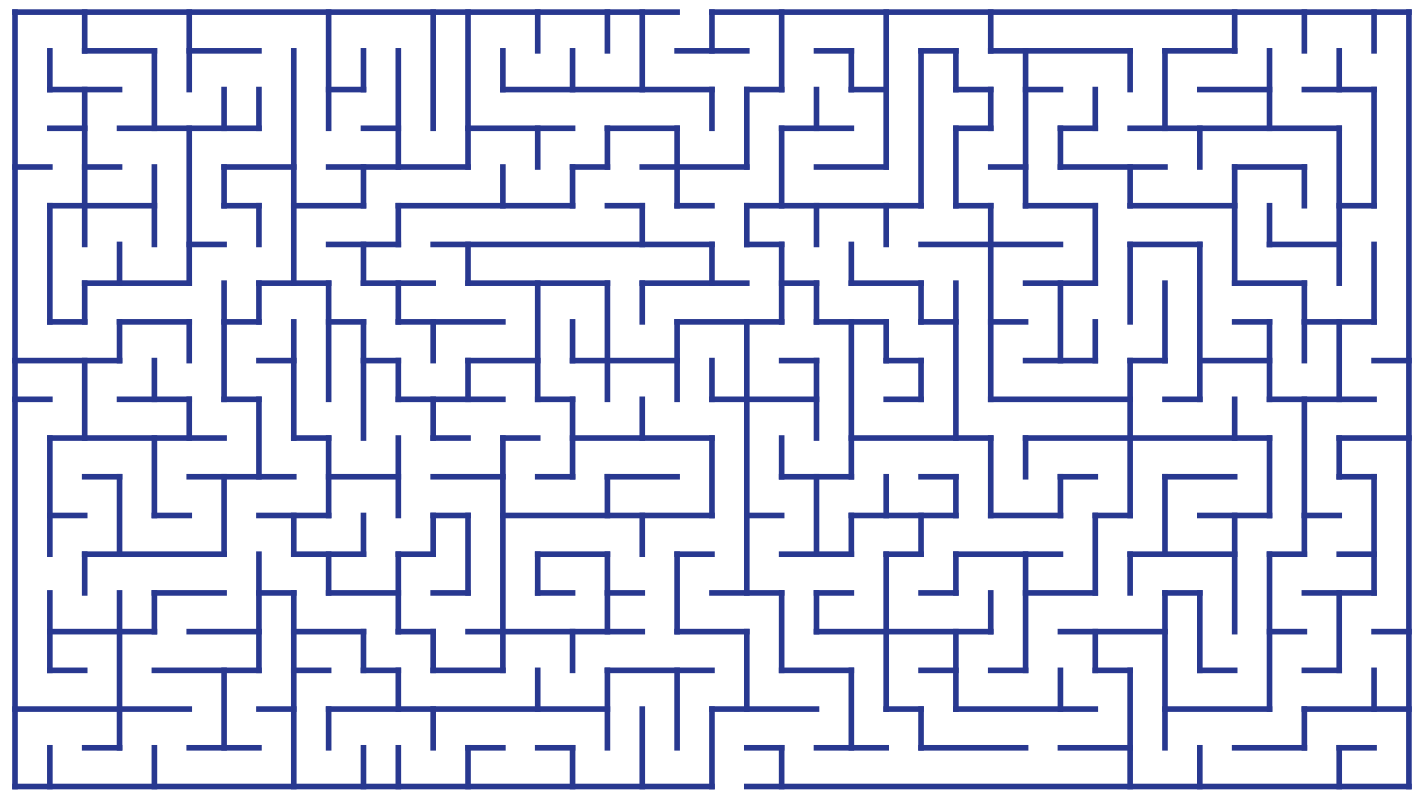


DREAMWORKS
Spirit
UNTAMED





START



FINISH

DreamWorks Spirit Untamed © DreamWorks Animation LLC. All Rights Reserved.

MAZE